


MINICON

Our compact multicoupling
for industrial applications

rtc
COUPLING TECHNOLOGY

COUPLING TECHNOLOGY.
MADE FOR EFFICIENCY.



ROBUST. VARIED. UNIVERSAL.

The RTC MiniCon series has been specially developed for industrial use and meets the highest requirements. The solid cast housing is available in four sizes and thus covers a large number of possible applications.

The MiniCon can optionally be equipped with up to 16 connections. Available with the 3 most common nominal diameters. A rubber seal protects against the ingress of dust particles when connected and ensures smooth working processes.

MiniCon – Made for industrial requirements!

Specifications	
Working pressure	Max. 15 bar (217 PSI)
Temperature range	-20°C up to +80°C
Media	Water, Air
Connections	2 / 3 / 4 / 6 / 8 / 12 / 16
Valve types	Without valve Single shut-off
Fields of application	Robot controls Testsystems

CHARACTERISTICS



Available with single shut-off valve or without valve.

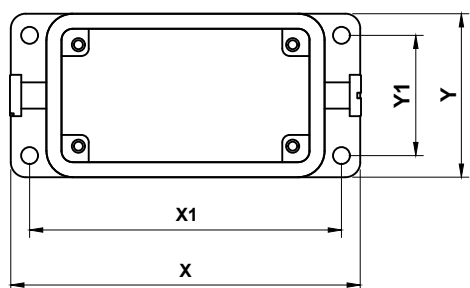


Coding by metal pins or by special arrangement of the inserts.



Push-in fittings ensure a fast and secure connection. Optionally also available in stainless steel.

HOUSING TYPES



Dimensions of the fixed side (in mm, without locking bracket)

Size	Width X	Depth Y	Hole distance		Height
			X1	Y1	
A	93	43,5	83	32	28
B	113	43,5	103	32	28
C	140	43,5	130	32	28
D	124,5	83	112	67	84

Number of connections

		Number of connections						
		2	3	4	6	8	12	16
DN	4				A	B	C	D
	6		A	B	C	D	C	
	8	A		B				

③	DN		With valve	Without valve	
2	8 Size A		M303.08-02 PGB 0810	M303.08-02 PGF 0810	 93 x 43,5 mm
			K303.08-02 SGB 0810	K303.08-02 SGF 0810	
3	6 Size A		M303.06-03 PGB 0608	M303.06-03 PGF 0608	 93 x 43,5 mm
			K303.06-03 SGB 0608	K303.06-03 SGF 0608	
4	6 Size B		M303.06-04 PGB 0608	M303.06-04 PGF 0608	 113 x 43,5 mm
	8 Size B		M303.08-04 PGB 0810	M303.08-04 PGF 0810	
6	4 Size A		M303.04-06 PGB 0406	M303.04-06 PGF 0406	 90 x 43,5 mm
	6 Size C		M303.06-06 PGB 0608	M303.06-06 PGF 0608	
			M303.06-06 SGB 0608	K303.06-06 SGB 0608	

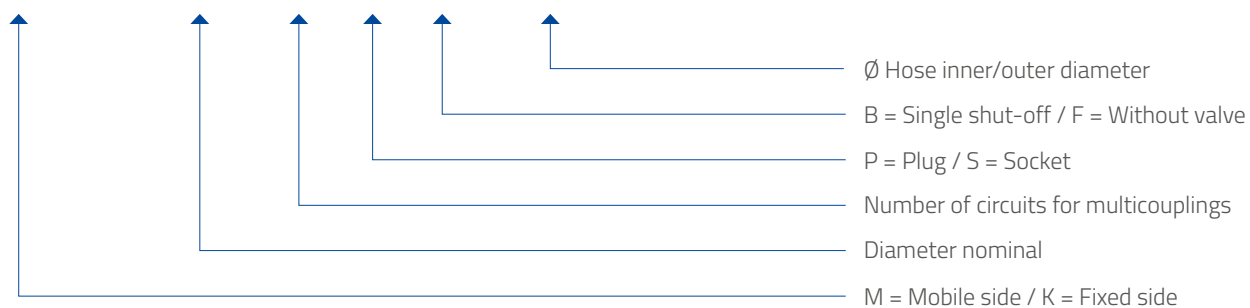
DN	Plug	With valve	Without valve
4		M303.04 PGB	M303.04 PGF
6		M303.06 PGB	M303.06 PGF
8		M303.08 PGB	M303.08 PGF

DN	Socket	With valve	Without valve
4		M303.04 SGB	M303.04 SGF
6		M303.06 SGB	M303.06 SGF
8		M303.08 SGB	M303.08 SGF

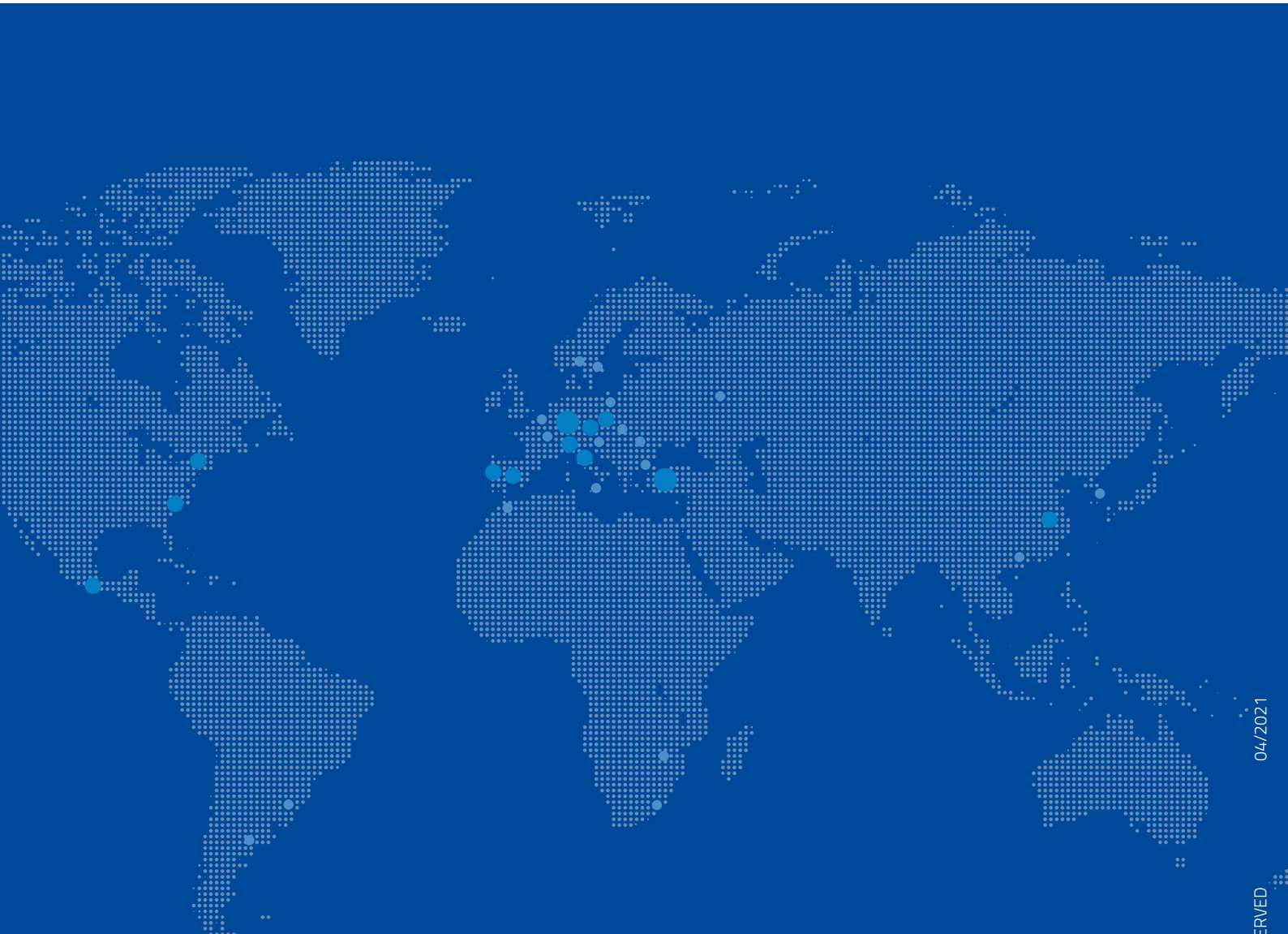
①	DN		With valve	Without valve	
8	4 Size B		M303.04-08 PGB 0406 K303.04-08 SGB 0406	M303.04-08 PGF 0406 K303.04-08 SGF 0406	 113 x 43,5 mm
	6 Size D		M303.06-08 PGB 0608 K303.06-08 SGB 0608	M303.06-08 PGF 0608 K303.06-08 SGF 0608	 124,5 x 83 mm
12	4 Size C		M303.04-12 PGB 0406 K303.04-12 SGB 0406	M303.04-12 PGF 0406 K303.04-12 SGF 0406	 140 x 43,5 mm
	6 Size C		M303.06-12 PGB 0608 K303.06-12 SGB 0608	M303.06-12 PGF 0608 K303.06-12 SGF 0608	 140 x 43,5 mm
16	4 Size C		M303.04-16 PGB 0406 K303.04-16 SGB 0406	M303.04-16 PGF 0406 K303.04-16 SGF 0406	 124,5 x 83 mm

Article number structure:

M 3 0 3 . 0 4 - 1 6 P G B 0 4 0 6



GLOBAL PRESENCE – INTELLIGENT SOLUTIONS



rtc
COUPLING TECHNOLOGY

www.rtc-couplings.com

04/2021

ERRORS AND CHANGES RESERVED

MINICON-A4-85-EN-V1